



## KIMANI

Deco Rail Privacy  
 Height: 72"  
 Rails: Deco, Top & Bottom  
 Picket Size: 0.875" x 6"  
 Picket Spacing: None  
 Picket Tops: None  
 Reinforcement: Extra Ribs in Rail



## RANCH RAIL

1 1/2 X 5 1/2 Rails  
 5 X 5 Post  
 Available in 2,3 & 4 Rail  
 Offered in White




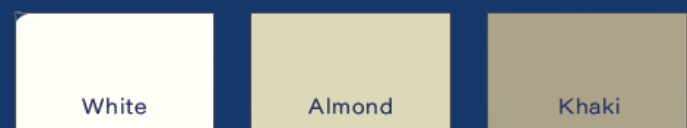
## CROSSBUCK



CUSTOM-MADE  
 VINYL FENCE CO.



### COLORS:



### POST CAP OPTIONS



NEW ENGLAND    GOTHIC    STANDARD

### PICKET CAP OPTIONS



DOG EAR    POINTED



### SIGNATURE COLORS:



## Contact Us

574-383-5231

WWW.HANDHCUSTOMMADE.COM

@HHCUSTOMMADEVINYLFENCECO

@HHCUSTOMMADEVINYLFENCECO



**ENCLOSED PICKET I**

**TESSA**

Height : 48"  
Rails : 2" x 3.5"-Top & Bottom  
Picket Size: 1.5" x 1.5"  
Picket Spacing: Approximately 3"  
Picket Tops : None  
Reinforced Bottom Rail  
Colors : White, Almond, Khaki



**SCALLOP TOP I**

**MONROE**

Height :48"  
Rails: 2" x 3.5"-Top & Bottom  
Picket Size: 0.875" x 3"  
Picket Spacing: Approximately 3"  
Picket Tops: Dog Ear or Pointed  
Reinforced Bottom Rail  
Colors: White, Almond, Khaki



**SEMI PRIVACY**

**BETHANIE**

Height : 72"  
Rails : 2" x 3.5"-Top & Bottom  
Picket Size: 0.875" x 6"  
Picket Spacing: Approximately 1"  
Picket Tops : None  
Reinforced Bottom Rail  
Colors : White, Almond, Khaki



**ENCLOSED PICKET II**

**LOUIE**

Height : 48"  
Rails : 2" x 3.5"-Top & Bottom  
Picket Size: 0.875" x 3"  
Picket Spacing: ApproxImately 3"  
Picket Tops : None  
Reinforced Bottom Rail  
Colors : White, Almond, Khaki



**SCALLOP TOP II**

**JORDAN**

Height: 48"  
Rails: 2" x 3.5"-Top & Bottom  
Picket Size: 1.5" x 1.5"  
Picket Spacing: Approximately 1.7" to 2"  
Picket Tops : Pyramid  
Reinforced bottom rail  
Colors : White, Almond, Khaki



**SEMI-PRIVACY**

**CHARLEE**


Height : 72"  
Rails : 2" x 3.5"-Top & Bottom  
Picket Size: .875" x 3"  
Picket Spacing: Approximately 1"  
Picket Tops : NONE  
Reinforced Bottom Rail  
Colors : White, Almond, Khaki



**STRAIGHT PICKET I**

**KANNON**

Height : 48"  
Rails : 2" x 3.5"-Top & Bottom  
Picket Size: 0.875" x 3"  
Picket Spacing: Approximately 3"  
Picket Tops : Dog Ear or Pointed  
Reinforced Bottom Rail  
Colors : White, Almond, Khaki



**POOL CODE**

**COOPER**

Height : 60"  
Rails : 2" x 3.5"-Top, Bottom & Mid  
Picket Size: 1.5" x 1.5"  
Picket Spacing: Approximately 3" to 3.5"  
Picket Tops : None  
Reinforced Bottom Rail  
Colors : White, Almond, Khaki



**PRIVACY LATTICE TOP**

**NATHANIEL**

Height: 72"  
Rails : 2" x 7"-Bottom & Mid, 2" x 3.5"-Top  
Picket Size: 0.875" x 6"  
Picket Spacing: None — Tongue and Groove  
Picket Tops: None  
Reinforced Bottom Rail  
Colors: White, Almond, Khaki



**STRAIGHT PICKET II**

**GRAYSON**

Height : 48"  
Rails : 2" x 3.5"-Top & Bottom  
Picket Size: 1.5" x 1.5"  
Picket Spacing: Approximately 1.7" to 2"  
Picket Tops : Pyramid  
Reinforced Bottom Rail  
Colors : White, Almond, Khaki



**ALTERNATE SEMI-PRIVACY**

**SAMUEL**

Height : 72"  
Rails : 2" x 3.5"-Top, Bottom & Mid  
Picket Size: 0.875" x 6" & 0.875" x 1.5"  
Picket Spacing: Approximately 1.5"  
Picket Tops: None  
Reinforced Bottom Rail  
Colors: White, Almond, Khaki



**PRIVACY PICKET TOP**

**HARRINGTON**

Height: 72"  
Rails: 2" x 7"-Bottom & Mid, 2" x 3.5"-Top  
Picket Size: 0.875" x 6" , 1.5" x 1.5"  
Picket Spacing: None — Tongue and Groove  
Picket Tops: None  
Reinforced Bottom Rail  
Colors: White, Almond, Khaki